



# WATER PROTECTOR COLOURING BOOK



**Learn how to protect water at your  
school and in your community**



# LET'S EXPLORE!

Here's what you'll discover inside your  
**Water Protector Colouring Book!**



## Colour Your Own Cover

Make it your own!

---



## The Water Cycle

See how water moves through nature.

---



## Connect the Dots

Reveal a happy water drop!

---



## Protect Our Lakes and Rivers

Colour the choices that keep water clean!

---



## Say No to Plastic Bottles

Colour ways to reduce waste!

---



## Water is a Human Right

Clean water is for everyone!

---



## Spot the Water Helpers

Can you find them all?

---



## Become a Water Protector

Design your own badge!

---



## Water Protector Answers

Check what you learned!

---



## YOU'VE GOT THIS!

Every page helps you become

a Water Protector

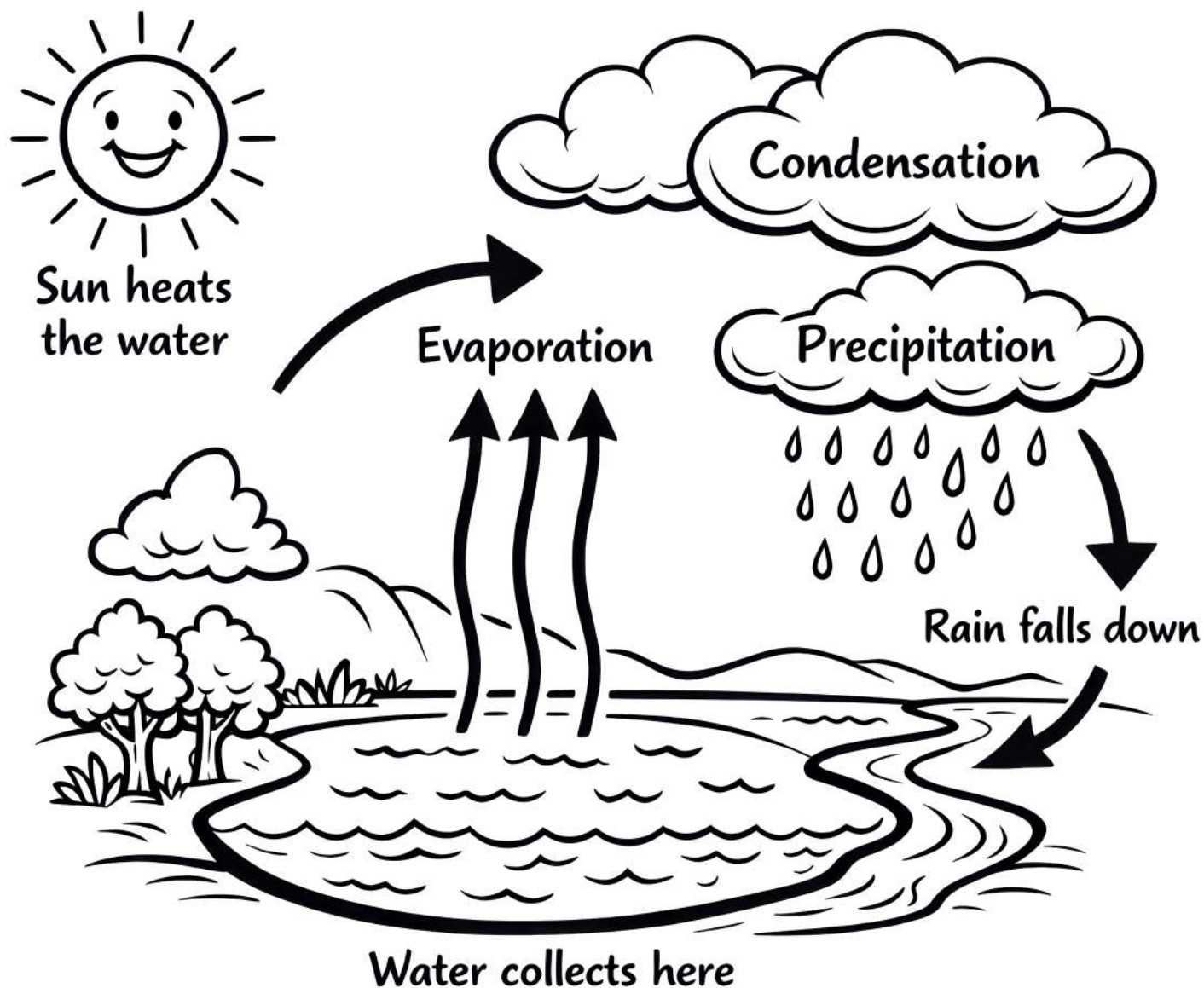
Which page are you most excited to colour?

\_\_\_\_\_


# Colour Your Own Cover!



# Colour the water cycle! Trace the arrows to see how water moves through nature.




# Connect the dots to reveal our most important resource - WATER!



When complete, you can colour the water drops blue!




# Protect Our Lakes and Rivers!



Colour the healthy river and circle the things that help protect water.

# Say No to Plastic Bottles



**Colour the reusable bottle and put an X on the plastic bottle.**

# Water is a human right



**Everyone deserves clean water**  
**Colour the image**

# Spot the Water Helpers



Can you find the helpers that protect water? Circle them!

# Become a Water Protector



Name: \_\_\_\_\_ School: \_\_\_\_\_

Colour the Water Protector badge and write your name below.





# WATER PROTECTOR ANSWERS



Great job! Here are the answers to check what you learned.



## 1 Protect Our Lakes and Rivers

**Answer:** Circle the things that help protect water.



Trees



Plants and Grasses



Ducks and Wildlife



Picking up Garbage



Recycling



Using Reusable Water Bottles

## 2 Spot the Water Helpers

**Answer:** Circle the helpers that protect water.



Rain Barrel



Turning off the Tap



Planting a Tree



Reusable Water Bottle



Recycling



### YOU DID IT!

Keep making good choices and stay a **Water Protector** every day!



# Blue Community Schools ~ The Council of Canadians

Inspiring the Next Generation of Water Protectors

## About the Program

Blue Community Schools is an initiative inspired by the **Blue Communities Project**, supported by water advocates, educators, and communities working together to protect water as a shared public trust.

The Blue Community Schools program helps students learn about the importance of water and how they can protect this vital shared resource.

Inspired by the global **Blue Communities movement**, schools are encouraged to promote three simple principles:

### **Recognize water as a human right**

Students learn that everyone deserves access to safe, clean drinking water.

### **Promote public water**

Schools celebrate and support safe public drinking water.

### **Reduce plastic water bottles**

Students explore ways to reduce plastic waste by using reusable water bottles.

Through classroom activities, school initiatives, and student leadership, Blue Community Schools help young people become **Water Protectors** who care for lakes, rivers, and drinking water in their communities.

This colouring book is designed to help students learn about water protection and take their first steps toward becoming **Water Protectors** in their school and community.

## Become a Blue Community School

Schools interested in joining the movement can learn more, access free resources, and apply online.

[bluecommunitieschools.org](http://bluecommunitieschools.org)



For Educators